












# IEC-320 Appliance Connectors

IEC 60320 electrical appliance couplers for household and similar general purposes. The [IEC \(International Electrotechnical Commission\)](#) is the international standards and conformity assessment body for all fields of electrotechnology.

Connector Type	Connector	Inlet	Maximum Temperature	Rated Current (Amps)
	C1	C2	70°C	0.2
	C3	C4	70°C	2.5
	C5	C6	70°C	2.5
	C7	C8	70°C	2.5
	C9	C10	70°C	6.0
	C11	C12	70°C	10.0
	C13	C14	70°C	10.0
	C15	C16	120°C	10.0
	C15A	C16A	155°C	10.0
	C17	C18	70°C	16.0
	C19	C20	70°C	16.0